

Year 11 Information Evening



Sept 2019

SUCCESS

IS THE SUM OF SMALL EFFORTS,

REPEATED

www.catchsmile.com

DAY IN

DAY OUT



Purpose of Tonight

- Key information to support Year11 parents
- Post 16 Pathways

You are going
to be GREAT.

KEEP GOING.

Key Dates

Key dates

Month		
September	24 th Sept	Year 11 Information Evening 14 school days until first mock examination
	3 rd Oct	Post 16 Pathways Fair
October	14 th – 18 th Oct	Mock Examinations. All subjects
	21 st -25 th Oct	Subject Intervention in October Half Term
	28 th Oct – 1 st Nov	Mock Examinations. All subjects
November	22 nd Nov	Reports to Parents
	28 th Nov	Y11 Intervention Evening
January	6 th Jan	Students return to school 16 school days until next mock examination
	9 th Jan	Y11 Parents Evening
	27 th Jan – 7 th Feb	Mock Examinations. All subjects

Surviving the year!



Parents + Students + School

Masterclasses

- **Purpose:-**
- Develop and improve elements of controlled assessments.
- Practise exam questions in timed conditions.
- Revisit specific parts of the syllabus that students need to improve.
- Ensure that revision for mock and actual exams is taking place.

Masterclasses

- Masterclasses will run from 2:40pm until 3:20pm normally.
- There can be specific reasons students may be kept longer than this.
 1. Homework not completed
 2. Behaviour / focus in masterclass not good enough
 3. They need further work on a particular topic

Study Cafe

- Revision skills developed
- A quiet space to revise and work
- A chance to get extra support from a subject specialist
- Refreshments!

Holiday Intervention

- We also run sessions in the holidays to help students.
- These sessions may be to help students catch up with work, to focus on helping students revise or as stretch and challenge sessions.
- Some subjects will run full day sessions, others do half days.
- Each subject will contact parents in advance of the holidays to let them know if their child is requested to attend one of the holiday sessions.

Holiday Intervention Sessions

October Half Term

Tuesday	Cultural Studies (TBC)
Wednesday	Technology
Thursday	Health & Social Care
Friday	Health & Social Care Drama

Feb Half Term

Monday	Health & Social Care Cultural Studies (TBC)
Tuesday	Science Drama
Wednesday	Maths - am
Thursday	Technology
Friday	BTEC Sport

Easter

Week 1	
Monday	Maths (morning) History (afternoon)
Tuesday	Science
Wednesday	English
Thursday	Health and Social Care Cultural Studies (TBC)
Week 2	
Tuesday	English
Wednesday	History
Thursday	Technology
Friday	Geography GCSE PE (TBC)

May Half Term

Tuesday	Geography Science
Wednesday	Maths
Thursday	English Cultural Studies (TBC)
Friday	PE History

Mock exams

- The first round of Y11 mocks start in 13 school days.
- Students will receive their mock exam timetable soon so they know when their exams are.
- Students won't be able to remember all of the work from Y10 if they don't revisit the topics they covered – so revision is key.
- Revision should be done little and often.
- Do 20-30 minutes on one topic, have a short break and then move onto another topic

Mock exam Timetable

Date	Time	Subject	Paper	Year/Class	Length
Mon 14 Oct	09:00	Maths	Non Calc	All year 11	1hr 15
	13:00	English Lit	Paper	All year 11	2 hrs
Tues 15 Oct	09:00	Maths	Calc	All year 11	1hr 15
	13:00	Science	Biology	Set 1 Triple, Sets 2 - 4 Combined	Triple 1hr 45, Combined 1hr 15
Wed 16 Oct	09:00	Maths	Calc	All year 11	1hr 15
	13:00	Drama, Music, Comp Sci, RE	Paper 1	Year 11 Option Students plus Year 10 Music	D 1hr 45, M 1hr, Comp S 1hr 30, RE 2hrs
Thu 17 Oct	09:00	History	C & P	All History Students	1 hr
	13:00	Science	Chemistry	Set 1 Triple, Sets 2 - 4 Combined	Triple 1hr 45, Combined 1hr 15
Fri 18 Oct	09:00	Geography	Paper 1	All Geography Students	Geog 1hr 15
	10:40	PE	Paper 1	All PE Students	1hr
	13:00	German	L and W	All German Students	Foundation L 35min, W 1hr, Higher L 45min, W 1hr 15
Mon 28 Oct	09:00	History	Paper 2	All History Students	1hr 20
	13:00	English Lang	Paper 1	All year 11	1hr 45
Tue 29 Oct	09:00	History	Paper 3	All History Students	45 min
	13:00	Science	Physics	Set 1 Triple, Sets 2 - 4 Combined	Triple 1hr 45, Combined 1hr 15
Wed 30 Oct	09:00	Geography	Paper 2	All Geography Students	1hr
	13:00	Comp Sci and PE	Paper 2	All Computer Sci and PE Students	Comp Sci 1hr 30, PE 1hr
Thu 31 Oct	09:00	Technology	PD and Text	All Product and Textiles Students	1hr 30
	13:00				

Making it Stick -

Using our memory to revise
effectively

Mrs Narayanan

Deputy Head for Teaching & Learning



REMEMBER

When revising, have you ever heard your child say....

- Why can't I remember what we learnt last month?
- Did we even study this?
- I just can't remember.
- I've forgotten everything.

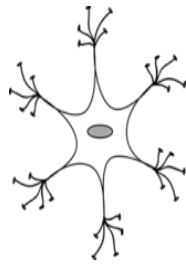


Embrace Forgetting!

Forgetting allows learning and focuses remembering.



How does our memory work?



Working Memory

- Where thinking happens
- Fixed
- Easily overloaded
- Lost after 30-60 seconds

Long Term Memory

- Automatic recall
- Subconscious, no effort required
- Fast
- Unlimited
- Cannot be overloaded
- Information stored forever!



We can only process about 4 'chunks' of information at once.

[Cowan \(2010\)](#)

Highly effective at helping pupils remember

- Quiz
- Flashcards
- Make a mindmap from memory
- Teach someone else
- Read a text, create your own quiz based upon the text, then take the quiz

Not as effective at helping pupils remember

- Make a mindmap using your notes
- Re-reading text
- Card sort
- Highlighting text
- Making revision notes from a revision guide

What does it look like?

revise

read notes, create quizzes, mind map from memory, flashcards, teach someone else

deep review

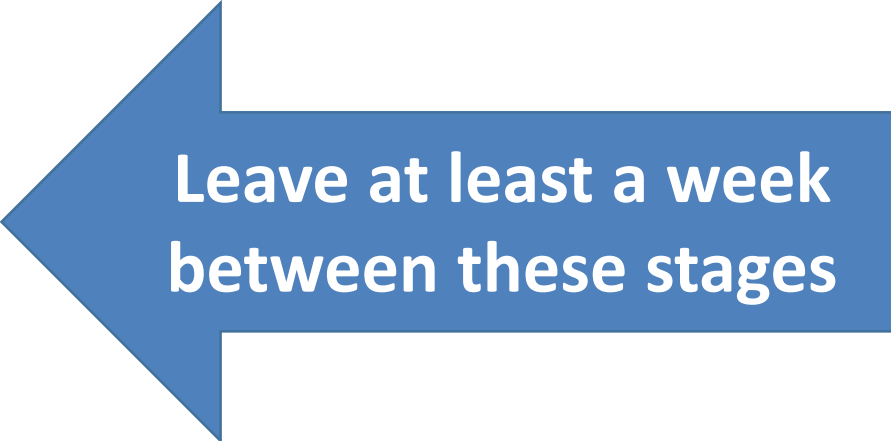
read notes, create quizzes, mind map from memory, flashcards, teach someone else

quick review

mind map from memory

test

essay, past papers, practice questions, quiz



Leave at least a week
between these stages

So what can you do to support them?

- Rather than ask “are you revising?”, ask them, “how are you revising?”
- Help them plan a timetable of revision, leaving spaces/gaps between subjects and topics. This should look different during holidays and as the exams get closer.
- Quiz them using questions and answers they’ve created themselves. Leave time in-between them writing the quiz and you testing them.
- Discuss with them the importance of the three stages of revising i.e. content, skills and feedback.
- Ensure they also have breaks and time with friends/family.
- Support them in getting enough sleep, keeping hydrated with water, eating healthily and exercising.
- Take their phone away when they’re revising – it’s just a distraction.

Plan your time

Weekly Revision Planner














	4-5pm	5-6pm	6-7pm	7-8pm	8-9pm					
Monday										
Tuesday										
Wednesday										
Thursday										
Friday										
	10-11am	11-12 pm	12-1 pm	1-2 pm	2-3 pm	3-4 pm	4-5 pm	5-6 pm	6-7 pm	7-8 pm
Saturday										
Sunday										



Weekly Revision Planner

	4-5pm	5-6pm	6-7pm	7-8pm	8-9pm
<i>Monday</i>	X				X
<i>Tuesday</i>	X	X			X
<i>Wednesday</i>		X			X
<i>Thursday</i>		X		X	

Weekly Revision Planner

	4-5pm	5-6pm	6-7pm	7-8pm	8-9pm
<i>Monday</i>					
<i>Tuesday</i>					
<i>Wednesday</i>					
<i>Thursday</i>					

Prom

We celebrate hard work and good behaviour after the final exam with the Yr11 Prom.

Students are invited for achieving the criteria below:

- Excellent attendance
- Excellent behaviour
- Excellent progress
- Attendance at Masterclasses

Students may receive their invites in the autumn or spring term. Final formal invites will be issued by May early 2019.